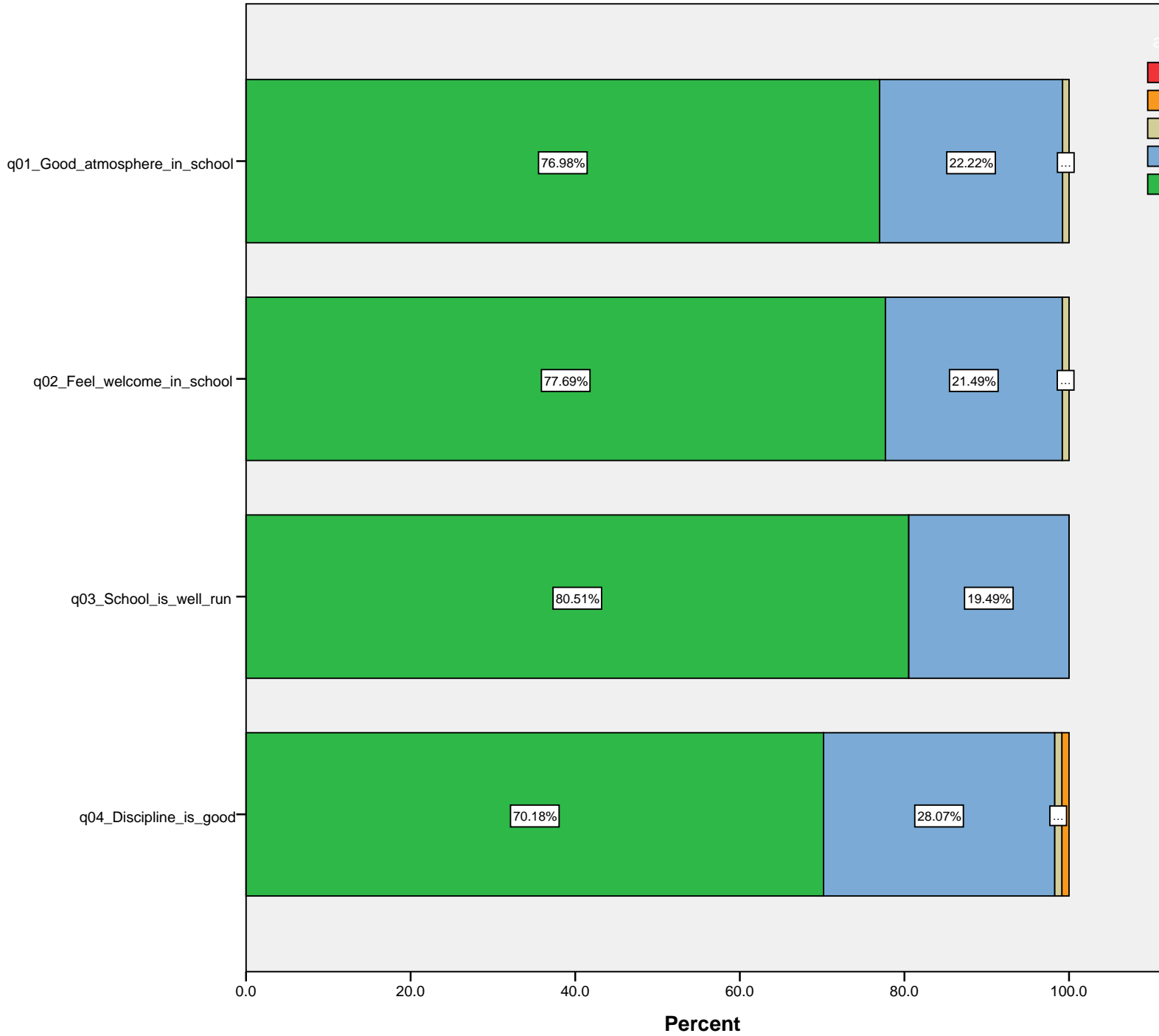


### Summary Analysis Parent Data<sup>a</sup>

| 26/04/2018  | Strongly Agree |         | Agree |         | Don't Know |         | Disagree |         | Strongly Disagree |         |
|---|----------------|---------|-------|---------|------------|---------|----------|---------|-------------------|---------|
|   | Count          | Row N % | Count | Row N % | Count      | Row N % | Count    | Row N % | Count             | Row N % |
| Q1 There is a good atmosphere in the school   | 97             | 77.0%   | 28    | 22.2%   | 1          | 0.8%    | 0        | 0.0%    | 0                 | 0.0%    |
| Q2 I feel welcome in the school   | 94             | 77.7%   | 26    | 21.5%   | 1          | 0.8%    | 0        | 0.0%    | 0                 | 0.0%    |
| Q3 The school is well run   | 95             | 80.5%   | 23    | 19.5%   | 0          | 0.0%    | 0        | 0.0%    | 0                 | 0.0%    |
| Q4 Discipline is good in the school   | 80             | 70.2%   | 32    | 28.1%   | 1          | 0.9%    | 1        | 0.9%    | 0                 | 0.0%    |
| Q5 My child feels safe and well looked after in the school  | 95             | 79.2%   | 21    | 17.5%   | 1          | 0.8%    | 3        | 2.5%    | 0                 | 0.0%    |
| Q6 My child is treated fairly and respectfully in the school  | 95             | 73.6%   | 31    | 24.0%   | 1          | 0.8%    | 2        | 1.6%    | 0                 | 0.0%    |
| Q7 The school helps my child's social and personal development  | 90             | 70.9%   | 33    | 26.0%   | 2          | 1.6%    | 2        | 1.6%    | 0                 | 0.0%    |
| Q8 I have been informed of the school's code of behaviour_school rules                                | 97             | 76.4%   | 29    | 22.8%   | 1          | 0.8%    | 0        | 0.0%    | 0                 | 0.0%    |
| Q9 I have been informed of the school's anti bullying policy  | 84             | 65.1%   | 36    | 27.9%   | 6          | 4.7%    | 3        | 2.3%    | 0                 | 0.0%    |
| Q10 I know who to approach in the school if my child experiences bullying                             | 89             | 69.0%   | 31    | 24.0%   | 7          | 5.4%    | 2        | 1.6%    | 0                 | 0.0%    |
| Q11 I am confident that if my child experiences bullying the school will act promptly and effectively | 80             | 62.5%   | 35    | 27.3%   | 10         | 7.8%    | 3        | 2.3%    | 0                 | 0.0%    |
| Q12 My child enjoys school  | 87             | 68.0%   | 37    | 28.9%   | 1          | 0.8%    | 2        | 1.6%    | 1                 | 0.8%    |
| Q13 Teaching is good in the school  | 83             | 65.4%   | 41    | 32.3%   | 2          | 1.6%    | 1        | 0.8%    | 0                 | 0.0%    |
| Q14 I have been informed of the details of the relationships and sexuality policy of the school       | 81             | 63.3%   | 40    | 31.3%   | 6          | 4.7%    | 1        | 0.8%    | 0                 | 0.0%    |
| Q15 The school is helping my child to progress with reading   | 89             | 70.6%   | 34    | 27.0%   | 1          | 0.8%    | 2        | 1.6%    | 0                 | 0.0%    |
| Q16 The school is helping my child to progress in Maths   | 84             | 68.3%   | 34    | 27.6%   | 4          | 3.3%    | 1        | 0.8%    | 0                 | 0.0%    |
| Q17 My child has a PE lesson each week  | 95             | 75.4%   | 29    | 23.0%   | 1          | 0.8%    | 1        | 0.8%    | 0                 | 0.0%    |
| Q18 My child is doing well in school  | 85             | 66.4%   | 41    | 32.0%   | 1          | 0.8%    | 1        | 0.8%    | 0                 | 0.0%    |
| Q19 I am happy with the amount of homework my child gets  | 69             | 56.1%   | 37    | 30.1%   | 2          | 1.6%    | 15       | 12.2%   | 0                 | 0.0%    |
| Q20 School reports give me a good picture of how my child is doing                                    | 81             | 65.3%   | 38    | 30.6%   | 1          | 0.8%    | 4        | 3.2%    | 0                 | 0.0%    |
| Q21 The school consults me if my child needs extra help   | 76             | 60.3%   | 39    | 31.0%   | 7          | 5.6%    | 3        | 2.4%    | 1                 | 0.8%    |
| Q22 I know who to talk to in the school if there is a problem   | 94             | 72.3%   | 31    | 23.8%   | 4          | 3.1%    | 1        | 0.8%    | 0                 | 0.0%    |
| Q23 I am satisfied with the arrangements for parent_teacher meetings                                  | 97             | 73.5%   | 31    | 23.5%   | 1          | 0.8%    | 3        | 2.3%    | 0                 | 0.0%    |
| Q24 The school regularly seeks the views of parents on school matters                                 | 70             | 53.0%   | 45    | 34.1%   | 5          | 3.8%    | 12       | 9.1%    | 0                 | 0.0%    |
| Q25 The board of management reports annually to parents on the work of the school                     | 76             | 57.6%   | 40    | 30.3%   | 13         | 9.8%    | 3        | 2.3%    | 0                 | 0.0%    |
| Q26 The parents association keeps me informed about its work  | 90             | 68.2%   | 33    | 25.0%   | 6          | 4.5%    | 3        | 2.3%    | 0                 | 0.0%    |
| Q27 Overall I am happy with the school  | 107            | 81.1%   | 21    | 15.9%   | 2          | 1.5%    | 2        | 1.5%    | 0                 | 0.0%    |

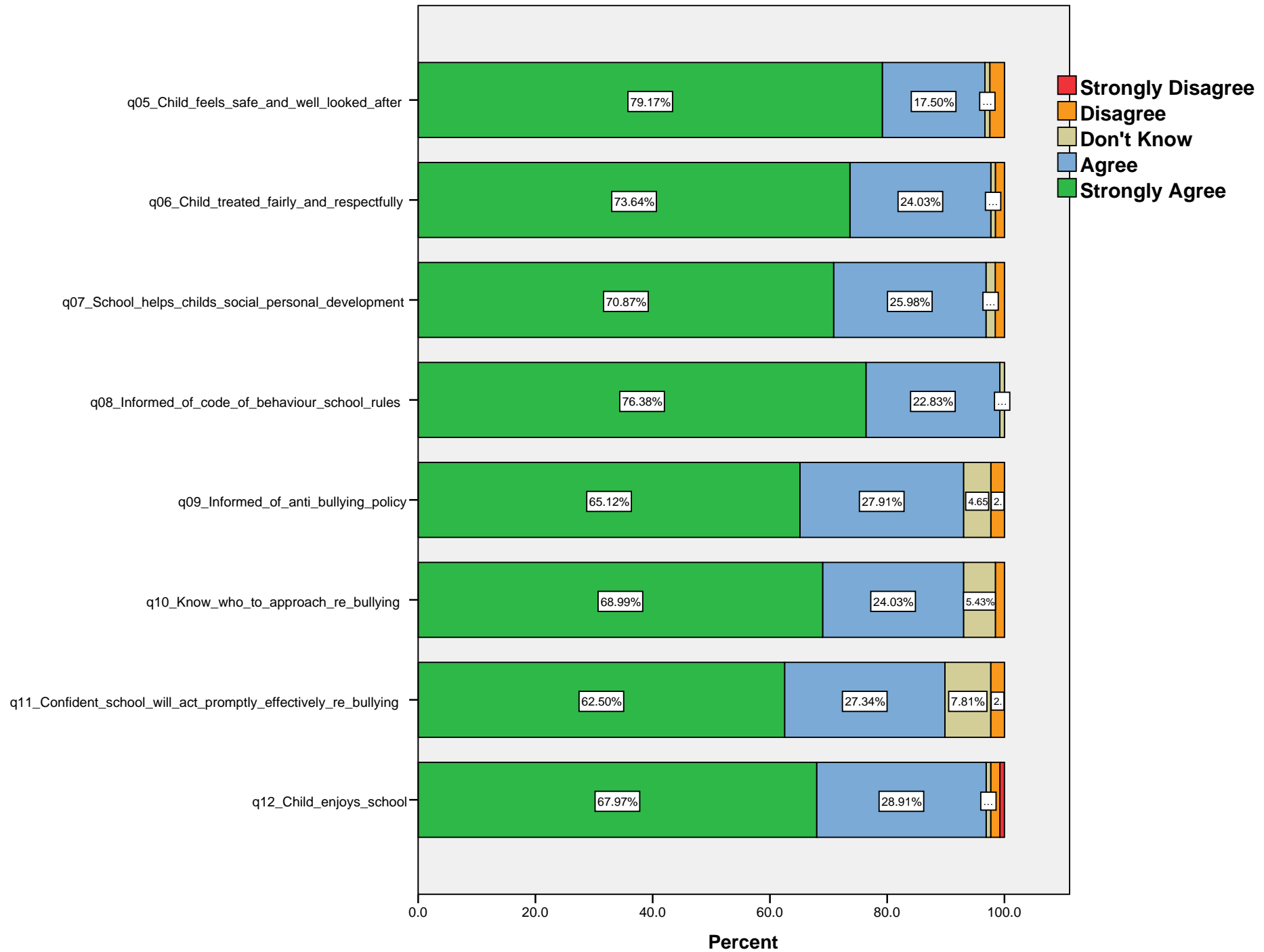
a. Roll = 18150S

**The\_school\_in\_general**

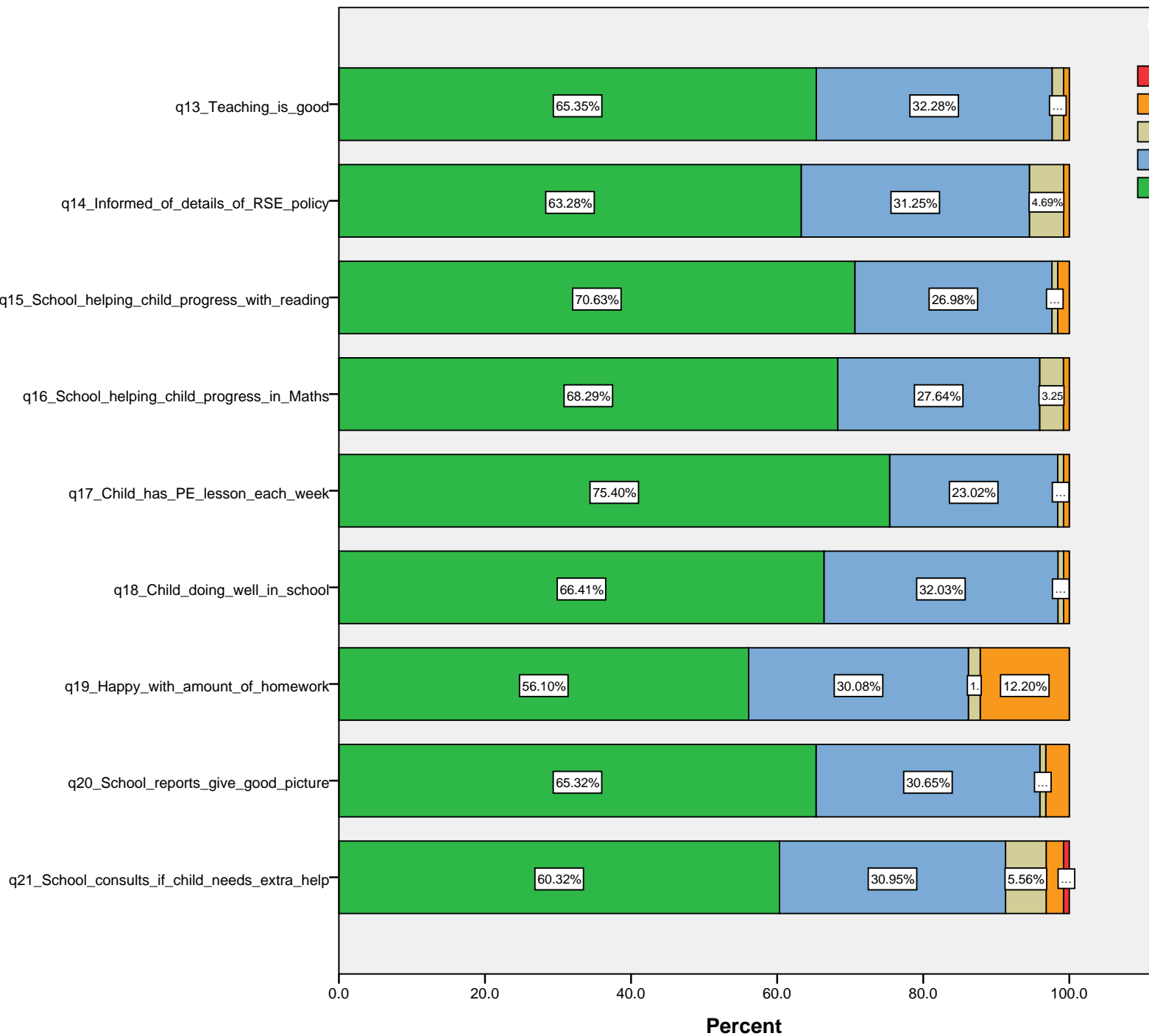


- Strongly Disagree
- Disagree
- Don't Know
- Agree
- Strongly Agree

**The\_school\_and\_my\_child**

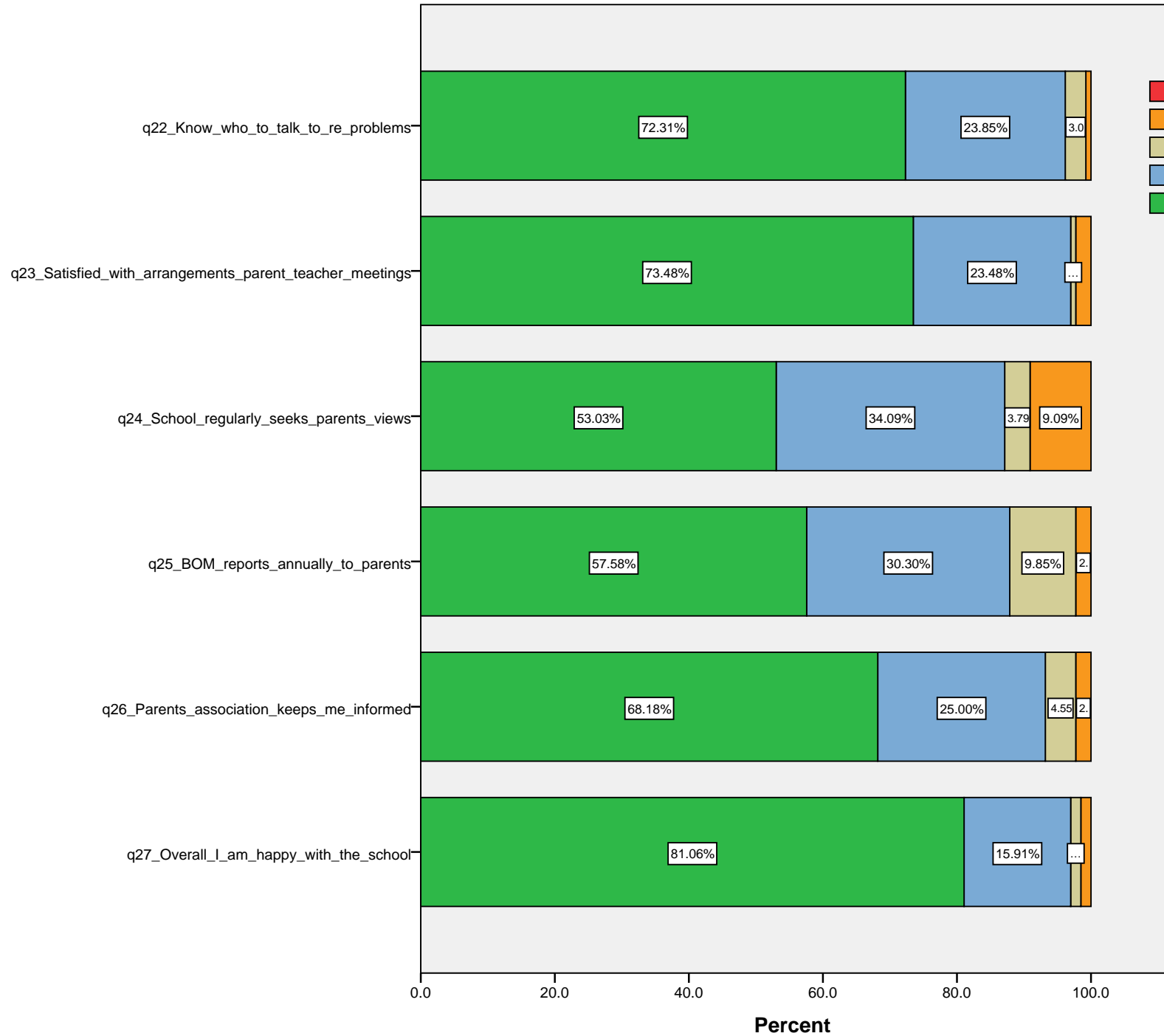


Teaching\_and\_learning\_in\_the\_school



- Strongly Disagree
- Disagree
- Don't Know
- Agree
- Strongly Agree

**The\_school\_and\_parents**



- Strongly Disagree
- Disagree
- Don't Know
- Agree
- Strongly Agree